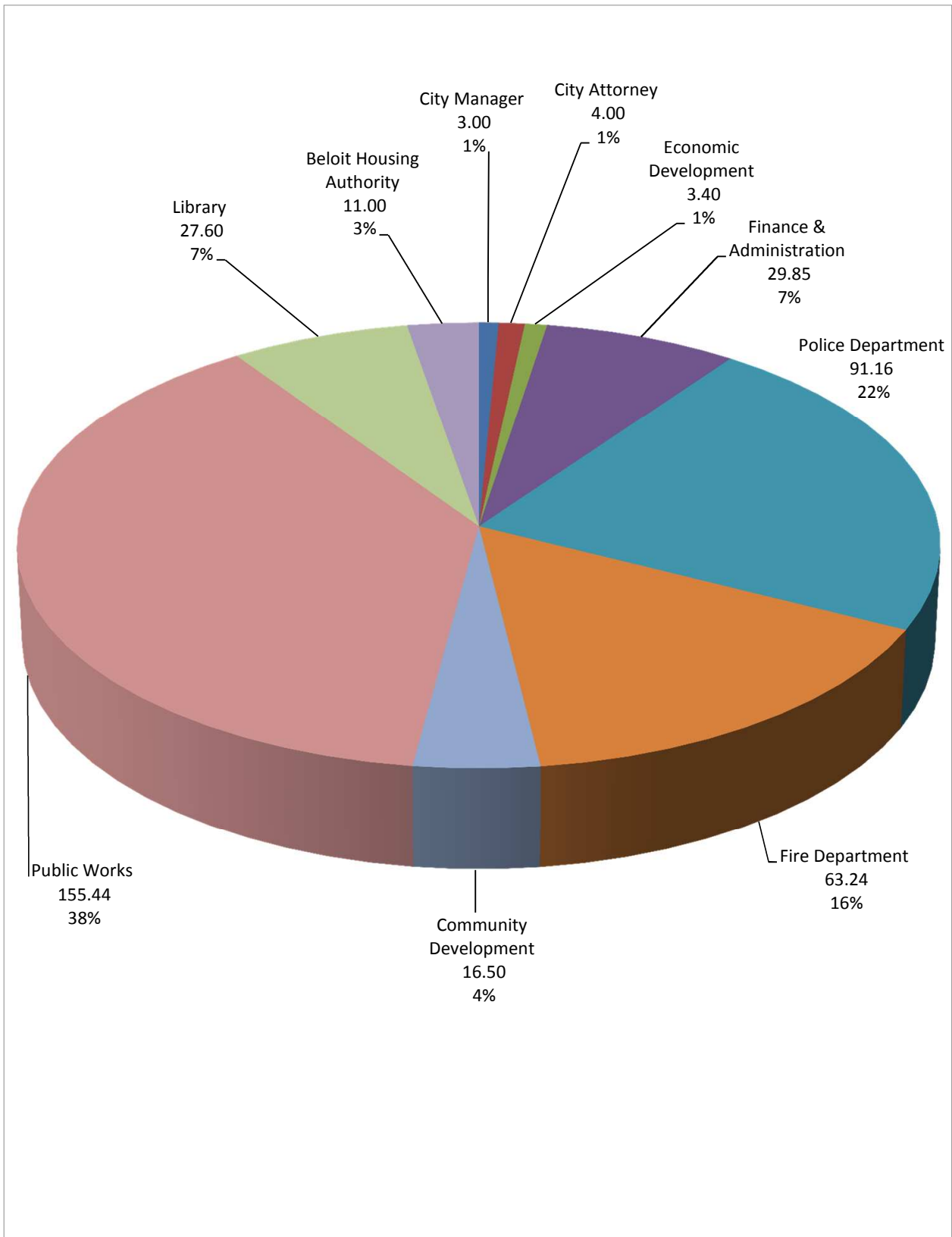
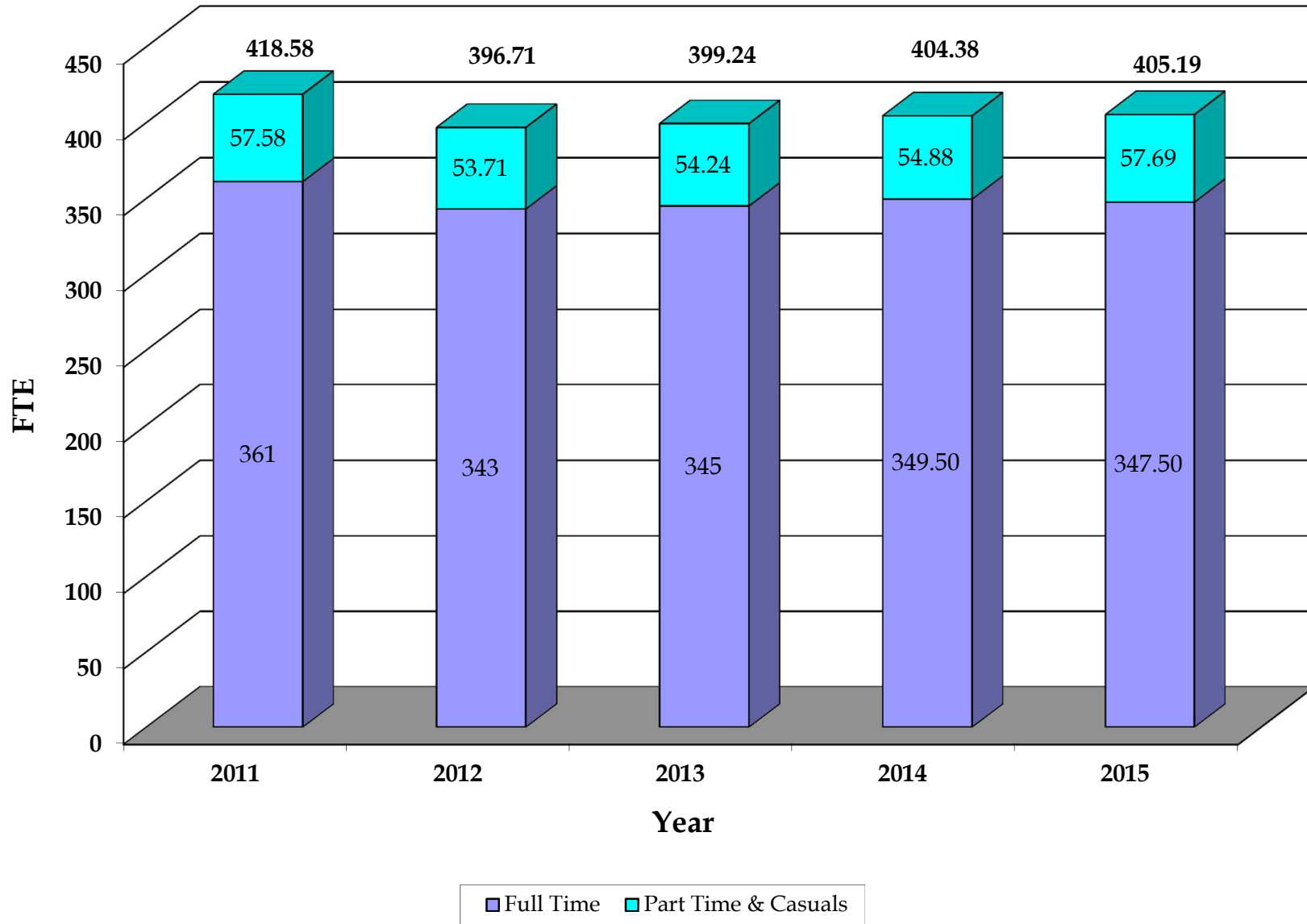



# 2015 City Of Beloit Staffing Plan



405.19 FTE

## City of Beloit Employment Trends (FTE's)






City of  
**BELOIT**, Wisconsin


**STAFFING PLAN**

<i>Department/Division</i>	<i>FY Adopted 2011</i>	<i>FY Adopted 2012</i>	<i>FY Adopted 2013</i>	<i>FY Adopted 2014</i>	<i>FY Adopted 2015</i>
CITY MANAGER	1.00	1.00	1.00	1.00	1.00
ASSISTANT TO CITY MANAGER	1.00	1.00	1.00	1.00	1.00
EXECUTIVE ADMINISTRATIVE ASSISTANT	1.00	1.00	1.00	1.00	1.00
CASUAL	0.30	0.14	0.00	0.00	0.00
<b>CITY MANAGER</b>	<b>3.30</b>	<b>3.14</b>	<b>3.00</b>	<b>3.00</b>	<b>3.00</b>
CITY ATTORNEY	1.00	1.00	1.00	1.00	1.00
DEPUTY CITY ATTORNEY	0.00	0.00	1.00	1.00	1.00
ASSISTANT CITY ATTORNEY	1.00	1.00	0.00	0.00	0.00
LEGAL ASSISTANT	2.00	2.00	2.00	2.00	2.00
<b>CITY ATTORNEY</b>	<b>4.00</b>	<b>4.00</b>	<b>4.00</b>	<b>4.00</b>	<b>4.00</b>
ECONOMIC DEVELOPMENT DIRECTOR	1.00	1.00	1.00	1.00	1.00
EXECUTIVE DIRECTOR OF THE DBA	1.00	1.00	1.00	1.00	1.00
ADMINISTRATIVE ASSISTANT III	1.00	1.00	1.00	1.00	1.00
DOWNTOWN SEASONALS	0.40	0.40	0.40	0.40	0.40
<b>ECONOMIC DEVELOPMENT</b>	<b>3.40</b>	<b>3.40</b>	<b>3.40</b>	<b>3.40</b>	<b>3.40</b>
CITY CLERK	1.00	1.00	1.00	1.00	1.00
DEPUTY CITY CLERK	1.00	1.00	1.00	2.00	2.00
ASSISTANT DEPUTY CITY CLERK	1.00	1.00	1.00	0.00	0.00
CASUAL	0.05	0.30	0.00	0.05	0.15
<b>CITY CLERK</b>	<b>3.05</b>	<b>3.30</b>	<b>3.00</b>	<b>3.05</b>	<b>3.15</b>
MUNICIPAL COURT ADMINISTRATOR	1.00	1.00	1.00	1.00	1.00
MUNICIPAL COURT JUDGE	0.20	0.20	0.20	0.20	0.20
COURT CLERK	2.00	2.00	2.00	2.00	2.00
WARRANT OFFICER	0.60	0.60	0.60	0.60	0.60
COURT ATTENDANTS	0.40	0.40	0.40	0.40	0.40
<b>MUNICIPAL COURT</b>	<b>4.20</b>	<b>4.20</b>	<b>4.20</b>	<b>4.20</b>	<b>4.20</b>
CITY ASSESSOR	1.00	0.00	0.00	0.00	0.00
PROPERTY APPRAISER	1.00	1.00	1.00	1.00	1.00
ASSESSMENT TECHNICIAN	1.00	1.00	1.00	1.00	1.00
<b>CITY ASSESSOR</b>	<b>3.00</b>	<b>2.00</b>	<b>2.00</b>	<b>2.00</b>	<b>2.00</b>
DIRECTOR OF HUMAN RESOURCES	1.00	1.00	1.00	1.00	1.00
HUMAN RESOURCES MANAGER	0.00	0.00	0.00	0.00	1.00
HUMAN RESOURCES ANALYST	1.00	1.00	1.00	1.00	0.00
BENEFITS COORDINATOR	0.00	0.00	0.00	0.00	1.00
<b>HUMAN RESOURCES</b>	<b>2.00</b>	<b>2.00</b>	<b>2.00</b>	<b>2.00</b>	<b>3.00</b>



**STAFFING PLAN**


<i>Department/Division</i>	<i>FY Adopted 2011</i>	<i>FY Adopted 2012</i>	<i>FY Adopted 2013</i>	<i>FY Adopted 2014</i>	<i>FY Adopted 2015</i>
CITY TREASURER	1.00	1.00	1.00	1.00	1.00
DEPUTY CITY TREASURER	1.00	1.00	1.00	1.00	1.00
ACCOUNT SPECIALIST	1.00	1.00	1.00	1.00	1.00
COLLECTIONS CLERK	2.00	2.00	2.00	2.00	2.00
<b>TREASURY</b>	<b>5.00</b>	<b>5.00</b>	<b>5.00</b>	<b>5.00</b>	<b>5.00</b>
DIRECTOR OF ACCOUNTING & PURCHASING	1.00	1.00	1.00	1.00	1.00
PAYROLL & BENEFITS COORDINATOR	1.00	1.00	1.00	1.00	1.00
SENIOR ACCOUNTANT	0.00	0.00	0.00	0.00	1.00
ACCOUNTANT	1.00	1.00	1.00	1.00	0.00
ACCOUNTING ASSISTANT	1.00	1.00	1.00	1.00	1.00
PURCHASING SPECIALIST	0.00	0.00	0.00	0.00	0.00
<b>ACCOUNTING &amp; PURCHASING</b>	<b>4.00</b>	<b>4.00</b>	<b>4.00</b>	<b>4.00</b>	<b>4.00</b>
DIRECTOR OF INFORMATION SYSTEMS	1.00	1.00	1.00	1.00	1.00
NETWORK/SYSTEMS ADMINISTRATOR	2.00	2.00	2.00	1.00	1.00
INFORMATION SYSTEMS TECHNICIAN	1.00	2.00	2.00	2.00	2.00
HELPDESK COORDINATOR	1.00	0.00	0.00	0.00	0.00
<b>INFORMATION SYSTEMS</b>	<b>5.00</b>	<b>5.00</b>	<b>5.00</b>	<b>4.00</b>	<b>4.00</b>
FINANCE & ADMINISTRATIVE SERVICES DIRECTOR	1.00	1.00	1.00	1.00	1.00
BUDGET & FINANCE COORDINATOR	1.00	1.00	1.00	1.00	0.00
BUDGET ANALYST	1.00	1.00	1.00	1.00	1.00
<b>FINANCE</b>	<b>3.00</b>	<b>3.00</b>	<b>3.00</b>	<b>3.00</b>	<b>2.00</b>
CUSTODIAN II	3.00	1.00	1.00	1.00	1.00
CUSTODIAN I PART TIME	0.00	0.50	0.50	0.50	0.50
<b>CITY HALL MAINTENANCE</b>	<b>3.00</b>	<b>1.50</b>	<b>1.50</b>	<b>1.50</b>	<b>1.50</b>



# City of **BELOIT**, Wisconsin


## STAFFING PLAN

<i>Department/Division</i>	<i>FY Adopted 2011</i>	<i>FY Adopted 2012</i>	<i>FY Adopted 2013</i>	<i>FY Adopted 2014</i>	<i>FY Adopted 2015</i>
POLICE CHIEF	1.00	1.00	1.00	1.00	1.00
DEPUTY POLICE CHIEF	1.00	1.00	1.00	1.00	1.00
POLICE CAPTAIN	1.00	1.00	1.00	1.00	1.00
ADMINISTRATIVE ASSISTANT II	1.00	0.00	0.00	0.00	0.00
ADMINISTRATIVE ASSISTANT II PT	0.00	0.50	0.50	0.50	0.75
TRANSCRIPTIONIST/PAYROLL	1.00	1.00	1.00	0.00	0.00
TRANSCRIPTIONIST/PAYROLL PT	0.00	0.00	0.00	0.50	0.50
<b>POLICE ADMINISTRATION</b>	<b>5.00</b>	<b>4.50</b>	<b>4.50</b>	<b>4.00</b>	<b>4.25</b>
POLICE CAPTAIN	1.00	1.00	1.00	1.00	1.00
SERGEANT	9.00	9.00	9.00	9.00	9.00
COMMUNITY SERVICE/ANIMAL CONTROL OFFICER	3.00	3.00	4.00	4.00	4.00
PATROL OFFICER	47.00	43.00	43.00	43.00	43.00
<b>PATROL</b>	<b>60.00</b>	<b>56.00</b>	<b>57.00</b>	<b>57.00</b>	<b>57.00</b>
POLICE CAPTAIN	1.00	1.00	1.00	1.00	1.00
SERGEANT	1.00	1.00	1.00	1.00	1.00
DETECTIVE	5.00	4.00	4.00	4.00	4.00
DRUG & GANG UNIT	3.00	3.00	3.00	3.00	3.00
ROTATING DETECTIVE	1.00	1.00	1.00	1.00	1.00
TASK FORCE OFFICER	1.00	1.00	1.00	1.00	1.00
EVIDENCE CUSTODIAN	1.00	1.00	1.00	1.00	1.00
CRIME STOPPER COORDINATOR PT	0.50	0.00	0.00	0.00	0.00
<b>SPECIAL OPERATIONS</b>	<b>13.50</b>	<b>12.00</b>	<b>12.00</b>	<b>12.00</b>	<b>12.00</b>
COURT OFFICER	1.00	1.00	1.00	1.00	1.00
<b>POLICE SUPPORT SERVICES</b>	<b>1.00</b>	<b>1.00</b>	<b>1.00</b>	<b>1.00</b>	<b>1.00</b>
VEHICLE MAINTENANCE/ANIMAL CONTROL OFFICE	0.00	0.00	1.00	1.00	1.00
VEHICLE MAINTENANCE	0.50	0.50	0.00	0.00	0.00
<b>FLEET &amp; FACILITY</b>	<b>0.50</b>	<b>0.50</b>	<b>1.00</b>	<b>1.00</b>	<b>1.00</b>
DIRECTOR OF SUPPORT SERVICES	1.00	1.00	1.00	1.00	1.00
RECORDS SUPERVISOR	1.00	1.00	1.00	1.00	1.00
RECORDS CLERK	4.00	3.00	3.00	4.00	4.00
RECORDS CLERK PT	5.21	5.26	5.26	4.66	4.41
CLERICAL CASUAL - POLICE	0.20	0.00	0.00	0.00	0.00
<b>RECORDS</b>	<b>11.41</b>	<b>10.26</b>	<b>10.26</b>	<b>10.66</b>	<b>10.41</b>




**STAFFING PLAN**

<i>Department/Division</i>	<i>FY Adopted 2011</i>	<i>FY Adopted 2012</i>	<i>FY Adopted 2013</i>	<i>FY Adopted 2014</i>	<i>FY Adopted 2015</i>
FIRE CHIEF	1.00	1.00	1.00	1.00	1.00
ASSISTANT FIRE CHIEF	1.00	1.00	1.00	1.00	1.00
ADMINISTRATIVE ASSISTANT II	1.00	1.00	1.00	1.00	1.00
<b>FIRE ADMINISTRATION</b>	<b>3.00</b>	<b>3.00</b>	<b>3.00</b>	<b>3.00</b>	<b>3.00</b>
DEPUTY FIRE CHIEF	1.00	1.00	1.00	1.00	1.00
FIRE INSPECTORS PT	1.40	0.50	1.10	1.10	1.10
SECRETARY PT	0.50	0.00	0.00	0.00	0.00
FIRE INSPECTION COORDINATOR	0.50	0.50	0.50	0.50	0.50
INSPECTOR CASUAL	0.25	0.25	0.14	0.14	0.14
<b>FIRE INSPECTION &amp; PREVENTION</b>	<b>3.65</b>	<b>2.25</b>	<b>2.74</b>	<b>2.74</b>	<b>2.74</b>
FIRE CAPTAIN	3.00	3.00	3.00	3.00	3.00
LIEUTENANT	9.00	8.00	8.00	8.00	6.00
ACTING LIEUTENANT	9.00	7.00	7.00	7.00	12.00
FIRE FIGHTER	21.00	20.00	20.00	20.00	18.50
MOTOR PUMP OPERATOR	5.00	4.00	4.00	4.00	3.00
FIRE MECHANIC MASTER	1.00	1.00	1.00	1.00	1.00
FIRE MECHANIC	2.00	2.00	2.00	2.00	2.00
<b>FIRE FIGHTING &amp; RESCUE</b>	<b>50.00</b>	<b>45.00</b>	<b>45.00</b>	<b>45.00</b>	<b>45.50</b>



**STAFFING PLAN**


<i>Department/Division</i>	<i>FY Adopted 2011</i>	<i>FY Adopted 2012</i>	<i>FY Adopted 2013</i>	<i>FY Adopted 2014</i>	<i>FY Adopted 2015</i>
COMMUNITY DEVELOPMENT DIRECTOR	1.00	1.00	1.00	1.00	1.00
DIRECTOR OF PLANNING & BUILDING	0.00	0.00	1.00	1.00	1.00
LEAD BUILDING OFFICIAL	0.00	0.00	1.00	1.00	1.00
BUILDING OFFICIAL	0.00	0.00	1.00	1.00	1.00
PLUMBING INSPECTOR	0.00	0.00	1.00	1.00	1.00
PLANNER II	2.00	0.00	0.00	0.00	0.00
PLANNER I	0.00	1.00	1.00	1.00	1.00
ADMINISTRATIVE ASSISTANT I	1.00	1.00	1.00	1.00	1.00
PRINCIPAL PLANNER	0.00	1.00	0.00	0.00	0.00
<b>PLANNING &amp; BUILDING SERVICES</b>	<b>4.00</b>	<b>4.00</b>	<b>7.00</b>	<b>7.00</b>	<b>7.00</b>
HOUSING SERVICES DIRECTOR	1.00	1.00	0.00	0.00	0.00
DIRECTOR OF COMMUNITY & HOUSING SERVICES	0.00	0.00	1.00	1.00	1.00
BUILDING OFFICIALS	2.00	2.00	0.00	0.00	0.00
BUILDING OFFICIAL -LEAD INSPECTOR	1.00	1.00	0.00	0.00	0.00
INSPECTION OFFICIAL	6.00	5.00	5.00	4.00	4.00
LEAD INSPECTION OFFICIAL	0.00	0.00	0.00	1.00	1.00
INSPECTION OFFICIAL PT	0.00	0.50	0.50	0.50	0.50
GRANT ADMINISTRATOR	1.00	1.00	0.00	0.00	0.00
HOUSING REHAB CONSTRUCTION SPECIALIST	1.00	1.00	1.00	1.00	1.00
HOUSING REHAB FINANCIAL SPECIALIST	1.00	1.00	1.00	1.00	1.00
ADMINISTRATIVE ASSISTANT I	1.00	1.00	1.00	1.00	1.00
<b>COMMUNITY &amp; HOUSING SERVICES</b>	<b>14.00</b>	<b>13.50</b>	<b>9.50</b>	<b>9.50</b>	<b>9.50</b>
PUBLIC WORKS DIRECTOR	1.00	1.00	1.00	1.00	1.00
CITY ENGINEER	1.00	1.00	1.00	1.00	1.00
ENGINEER - SPECIALTY	4.00	4.00	3.00	3.00	3.00
GIS SPECIALIST	2.00	2.00	2.00	2.00	2.00
ENGINEERING TECHNICIAN	3.00	2.00	2.00	2.00	2.00
ADMINISTRATIVE ASSISTANT I	1.00	1.00	1.00	1.00	1.00
INTERN COLLEGE	1.44	1.13	0.50	0.50	0.50
<b>ENGINEERING</b>	<b>13.44</b>	<b>12.13</b>	<b>10.50</b>	<b>10.50</b>	<b>10.50</b>
DIRECTOR OF OPERATIONS (DPW)	1.00	1.00	1.00	1.00	1.00
STREETS SUPERVISOR	1.00	1.00	1.00	1.00	1.00
DPW/FORESTRY OPERATIONS SUPERVISOR	1.00	1.00	1.00	1.00	1.00
ADMINISTRATIVE ASSISTANT I	2.00	2.00	2.00	2.00	2.00
CUSTODIAN I - PT	0.50	0.50	0.50	0.50	0.50
STREETS SEASONAL	3.50	3.08	3.08	3.08	3.67
<b>DPW OPERATIONS</b>	<b>9.00</b>	<b>8.58</b>	<b>8.58</b>	<b>8.58</b>	<b>9.17</b>



**STAFFING PLAN**


<i>Department/Division</i>	<i>FY Adopted 2011</i>	<i>FY Adopted 2012</i>	<i>FY Adopted 2013</i>	<i>FY Adopted 2014</i>	<i>FY Adopted 2015</i>
PURCHASING/INVENTORY SPECIALIST	1.00	1.00	1.00	1.00	1.00
<b>CENTRAL STORES</b>	<b>1.00</b>	<b>1.00</b>	<b>1.00</b>	<b>1.00</b>	<b>1.00</b>
EQUIPMENT OPERATOR	18.00	17.00	17.00	17.00	17.00
<b>STREET/R.O.W. OPERATIONS</b>	<b>18.00</b>	<b>17.00</b>	<b>17.00</b>	<b>17.00</b>	<b>17.00</b>
DIRECTOR OF PARKS & LEISURE SERVICES	1.00	1.00	1.00	1.00	1.00
PARKS & CEMETERY SUPERVISOR	1.00	1.00	1.00	1.00	1.00
HORTICULTURALIST SPECIALIST	1.00	1.00	1.00	1.00	1.00
MAINTENANCE SPECIALIST	1.00	1.00	1.00	1.00	1.00
EQUIPMENT OPERATOR	3.00	3.00	3.00	3.00	3.00
GROUNDS MAINTENANCE OPERATOR	3.00	3.00	3.00	3.00	3.00
ADMINISTRATIVE ASSISTANT I PT	0.50	0.50	0.50	0.50	0.50
PARKS SEASONAL	6.23	5.50	6.50	6.50	6.50
<b>PARKS OPERATION</b>	<b>16.73</b>	<b>16.00</b>	<b>17.00</b>	<b>17.00</b>	<b>17.00</b>
RECREATION SUPERVISOR	1.00	1.00	1.00	1.00	1.00
RECREATION COORDINATOR	1.00	1.00	1.00	1.00	1.00
ADMINISTRATIVE ASSISTANT I	1.00	1.00	1.00	1.00	1.00
RECREATION SEASONAL	6.23	5.94	5.85	5.85	5.60
<b>RECREATION OPERATIONS</b>	<b>9.23</b>	<b>8.94</b>	<b>8.85</b>	<b>8.85</b>	<b>8.60</b>
RECREATION SEASONAL	3.26	3.26	3.26	3.26	3.00
<b>KRUEGER POOL</b>	<b>3.26</b>	<b>3.26</b>	<b>3.26</b>	<b>3.26</b>	<b>3.00</b>
SENIOR CENTER COORDINATOR	1.00	1.00	1.00	1.00	1.00
<b>GRINNELL SENIOR CENTER</b>	<b>1.00</b>	<b>1.00</b>	<b>1.00</b>	<b>1.00</b>	<b>1.00</b>
MAINTENANCE SPECIALIST	1.00	1.00	1.00	1.00	1.00
<b>EDWARDS PAVILION/ICE ARENA</b>	<b>1.00</b>	<b>1.00</b>	<b>1.00</b>	<b>1.00</b>	<b>1.00</b>
FLEET MANAGER	1.00	1.00	1.00	1.00	1.00
MECHANIC	4.00	4.00	4.00	4.00	4.00
<b>FLEET OPERATION/MAINTENANCE</b>	<b>5.00</b>	<b>5.00</b>	<b>5.00</b>	<b>5.00</b>	<b>5.00</b>
DIRECTOR OF GENERAL SERVICES/RISK MANGER	1.00	1.00	1.00	1.00	1.00
<b>MUNICIPAL MUTUAL INSURANCE</b>	<b>1.00</b>	<b>1.00</b>	<b>1.00</b>	<b>1.00</b>	<b>1.00</b>






**STAFFING PLAN**

<i>Department/Division</i>	<i>FY Adopted 2011</i>	<i>FY Adopted 2012</i>	<i>FY Adopted 2013</i>	<i>FY Adopted 2014</i>	<i>FY Adopted 2015</i>
GOLF & HORTICULTURE SUPERVISOR	1.00	1.00	1.00	1.00	1.00
EQUIPMENT OPERATOR	1.00	1.00	1.00	1.00	1.00
GOLF COURSE SEASONAL	5.04	3.67	3.40	3.40	3.77
<b>GOLF COURSE</b>	<b>7.04</b>	<b>5.67</b>	<b>5.40</b>	<b>5.40</b>	<b>5.77</b>
ADMINISTRATIVE ASSISTANT I PT	0.50	0.50	0.50	0.50	0.50
CEMETERY COORDINATOR	1.00	1.00	1.00	1.00	1.00
<b>CEMETERIES</b>	<b>1.50</b>	<b>1.50</b>	<b>1.50</b>	<b>1.50</b>	<b>1.50</b>
DIRECTOR OF WATER RESOURCES	1.00	1.00	1.00	1.00	1.00
PUBLIC WORKS SUPERVISOR	1.00	1.00	1.00	1.00	1.00
COLLECTION SYSTEM SUPERVISOR	0.00	0.00	0.00	0.00	1.00
WASTEWATER OPERATION & MAINTENANCE SUPERVISOR	1.00	1.00	1.00	1.00	1.00
WATER/WASTEWATER OPERATOR	3.00	3.00	3.00	3.00	3.00
INSTRUMENTATION & CONTROL TECH	2.00	2.00	2.00	2.00	2.00
ENVIRONMENTAL TECHNICIAN	1.00	1.00	1.00	1.00	2.00
LAB TECHNICIAN	0.00	0.00	1.00	1.00	0.00
CUSTODIAN I	0.00	0.00	1.00	1.00	1.00
WRD CUSTODIAN PT	0.50	0.50	0.00	0.00	0.00
WPCF SEASONAL	0.54	0.54	0.66	1.16	1.16
<b>OPERATIONS WPCF</b>	<b>10.04</b>	<b>10.04</b>	<b>11.66</b>	<b>12.16</b>	<b>13.16</b>
ENVIRONMENTAL COORDINATOR	1.00	1.00	1.00	1.00	1.00
ENVIRONMENTAL TECHNICIAN	3.00	3.00	3.00	3.00	3.00
ADMINISTRATIVE ASSISTANT I	1.00	1.00	1.00	1.00	1.00
<b>PRETREATMENT WPCF</b>	<b>5.00</b>	<b>5.00</b>	<b>5.00</b>	<b>5.00</b>	<b>5.00</b>
EQUIPMENT OPERATOR	4.00	4.00	4.00	4.00	4.00
ENGINEER - SPECIALTY	1.00	1.00	1.00	1.00	0.00
<b>COLLECTIONS/PUMPING STATION WPCF</b>	<b>5.00</b>	<b>5.00</b>	<b>5.00</b>	<b>5.00</b>	<b>4.00</b>
MAINTENANCE SUPERVISOR	1.00	0.00	0.00	0.00	0.00
MAINTENANCE SPECIALIST	6.00	6.00	6.00	6.00	6.00
<b>PLANT MAINTENANCE WPCF</b>	<b>7.00</b>	<b>6.00</b>	<b>6.00</b>	<b>6.00</b>	<b>6.00</b>
ENGINEERING TECHNICIAN	1.00	1.00	1.00	1.00	1.00
<b>ENGINEERING WPCF</b>	<b>1.00</b>	<b>1.00</b>	<b>1.00</b>	<b>1.00</b>	<b>1.00</b>




**STAFFING PLAN**

<i>Department/Division</i>	<i>FY Adopted 2011</i>	<i>FY Adopted 2012</i>	<i>FY Adopted 2013</i>	<i>FY Adopted 2014</i>	<i>FY Adopted 2015</i>
ENGINEER - SPECIALTY	1.00	1.00	1.00	1.00	1.00
SANITARY SEWER CLEANER	0.00	0.00	0.00	0.00	0.00
WATER SEASONAL	0.38	0.38	0.38	0.38	0.38
<b>STORM WATER UTILITY</b>	<b>1.38</b>	<b>1.38</b>	<b>1.38</b>	<b>1.38</b>	<b>1.38</b>
DEPUTY FIRE CHIEF	1.00	1.00	1.00	1.00	1.00
BUSINESS SERVICES COORDINATOR	1.00	1.00	1.00	1.00	1.00
FIRE FIGHTER	7.00	7.00	7.00	7.00	7.00
<b>AMBULANCE</b>	<b>9.00</b>	<b>9.00</b>	<b>9.00</b>	<b>9.00</b>	<b>9.00</b>
BUS DRIVER	11.00	11.00	11.00	11.00	11.00
PT BUS DRIVER	4.50	4.50	4.50	4.50	4.50
<b>TRANSIT DRIVERS</b>	<b>15.50</b>	<b>15.50</b>	<b>15.50</b>	<b>15.50</b>	<b>15.50</b>
GENERAL MECHANIC II/BUS DRIVER	2.00	2.00	2.00	2.00	2.00
<b>TRANSIT FLEET</b>	<b>2.00</b>	<b>2.00</b>	<b>2.00</b>	<b>2.00</b>	<b>2.00</b>
DIRECTOR OF TRANSIT	1.00	1.00	1.00	1.00	1.00
TRANSIT SUPERVISOR	1.00	1.00	1.00	1.00	1.00
ADMINISTRATIVE ASSISTANT I	1.00	1.00	1.00	1.00	1.00
<b>TRANSIT ADMINISTRATION</b>	<b>3.00</b>	<b>3.00</b>	<b>3.00</b>	<b>3.00</b>	<b>3.00</b>
WATER UTILITY SUPERVISOR	1.00	1.00	1.00	1.00	1.00
WATER/WASTER OPERATOR	1.00	1.00	1.00	1.00	1.00
ADMINISTRATIVE ASSISTANT I	1.00	1.00	1.00	1.00	1.00
EQUIPMENT OPERATOR	4.00	4.00	4.00	4.00	4.00
WATER SEASONAL	1.19	0.65	0.86	0.86	0.86
<b>WATER UTILITY</b>	<b>8.19</b>	<b>7.65</b>	<b>7.86</b>	<b>7.86</b>	<b>7.86</b>




**STAFFING PLAN**

<i>Department/Division</i>	<i>FY Adopted 2011</i>	<i>FY Adopted 2012</i>	<i>FY Adopted 2013</i>	<i>FY Adopted 2014</i>	<i>FY Adopted 2015</i>
LIBRARY DIRECTOR	1.00	1.00	1.00	1.00	1.00
HEAD OF ADULT SERVICES	1.00	1.00	1.00	1.00	1.00
HEAD OF TECHNICAL SERVICES	1.00	1.00	1.00	1.00	1.00
HEAD OF YOUTH SERVICES	1.00	1.00	1.00	1.00	1.00
BUSINESS MANAGER LIBRARY	1.00	1.00	1.00	1.00	1.00
ASSOCIATE LIBRARIAN	3.00	3.00	3.00	3.00	3.00
CIRCULATION SERVICES MANAGER	1.00	1.00	1.00	1.00	1.00
IT MANAGER	1.00	1.00	1.00	1.00	1.00
LIBRARY TECHNICIAN	2.00	2.00	2.00	2.00	2.00
CUSTODIAL AIDE	1.00	1.00	1.00	1.00	1.00
LIBRARIAN	1.00	1.00	1.00	1.00	1.00
LIBRARY ASSISTANT PT	3.86	3.86	4.06	3.93	4.88
ASSOCIATE LIBRARIAN PART TIME	2.00	2.00	2.00	2.00	2.00
LIBRARY TECHNICIAN PT	0.50	0.50	0.50	0.50	0.00
ADMINISTRATIVE SECRETARY PT	0.50	0.50	0.50	0.50	0.50
SENIOR PAGE	0.00	0.00	0.00	0.50	0.50
LIBRARY MONITORS	0.79	0.81	0.81	0.81	0.98
ASSOCIATE LIBRARIAN CASUAL	1.91	1.96	1.96	2.21	1.98
LIBRARY PAGES	2.20	2.38	2.57	2.14	2.01
COMPUTER ASSISTANT	0.00	0.00	0.75	0.75	0.75
<b>LIBRARY</b>	<b>25.76</b>	<b>26.01</b>	<b>27.15</b>	<b>27.34</b>	<b>27.60</b>
PATROL OFFICER	2.00	2.00	2.00	2.00	2.00
SCHOOL RESOURCE OFFICER	2.00	2.00	2.00	2.50	3.00
SPECIAL SERVICES COORDINATOR PT	0.50	0.50	0.50	0.50	0.50
<b>POLICE GRANTS</b>	<b>4.50</b>	<b>4.50</b>	<b>4.50</b>	<b>5.00</b>	<b>5.50</b>
FIRE FIGHTER	0.00	0.00	0.00	5.00	1.50
FIRE FIGHTER HALF YEAR	0.00	0.00	0.00	0.00	1.50
<b>SAFER GRANT</b>	<b>0.00</b>	<b>0.00</b>	<b>0.00</b>	<b>5.00</b>	<b>3.00</b>
EXECUTIVE DIRECTOR OF BHA	1.00	1.00	1.00	1.00	1.00
INSPECTION OFFICIAL	1.00	1.00	1.00	1.00	1.00
HOUSING PROGRAMS MANAGER	0.00	1.00	1.00	1.00	1.00
ACCOUNTANT	1.00	1.00	1.00	1.00	1.00
MAINTENANCE SPECIALIST	2.00	2.00	2.00	2.00	2.00
PROPERTY OPERATIONS COORDINATOR	1.00	1.00	1.00	1.00	0.00
HOUSING SPECIALIST	3.00	3.00	2.00	2.00	2.00
PUBLIC HOUSING COORDINATOR	1.00	1.00	1.00	1.00	1.00
SPECIAL PROGRAMS ADMINISTRATOR	1.00	0.00	1.00	1.00	1.00
ADMINISTRATIVE ASSISTANT I	0.00	1.00	1.00	1.00	1.00
<b>BELOIT HOUSING AUTHORITY</b>	<b>11.00</b>	<b>12.00</b>	<b>12.00</b>	<b>12.00</b>	<b>11.00</b>
MPO COORDINATOR	1.00	1.00	1.00	1.00	1.00
<b>MPO TRAFFIC ENGINEERING</b>	<b>1.00</b>	<b>1.00</b>	<b>1.00</b>	<b>1.00</b>	<b>1.00</b>
SAFETY & SUSTAINABILITY COORDINATOR	1.00	1.00	1.00	1.00	1.00
SOLID WASTE COLLECTOR	7.00	7.00	7.00	7.00	7.00
SOLID WASTE COLLECTOR CASUAL	0.00	0.00	0.00	0.00	1.00
<b>SOLID WASTE</b>	<b>8.00</b>	<b>8.00</b>	<b>8.00</b>	<b>8.00</b>	<b>9.00</b>
SOLID WASTE COLLECTOR	5.00	5.00	5.00	5.00	5.00
SOLID WASTE COLLECTOR CASUAL	0.00	0.00	0.00	0.00	1.00
<b>RECYCLING</b>	<b>5.00</b>	<b>5.00</b>	<b>5.00</b>	<b>5.00</b>	<b>6.00</b>
GRAND TOTAL FTE	418.58	396.71	399.24	404.38	405.19




**2015 SALARY SCHEDULE**

<u>Position Description</u>	<u>Status</u>	<u>Bargaining</u>		<u>Salary Range</u>	
		<u>Unit</u>		<u>MIN</u>	<u>MAX</u>
<b>CITY MANAGER</b>					
CITY MANAGER	FT	NON		NEGOTIATED	
ASSISTANT TO CITY MANAGER	FT	NON		\$57,942	\$95,593
EXECUTIVE ADMINISTRATIVE ASSISTANT	FT	NON		\$39,580	\$59,370
<b>CITY ATTORNEY</b>					
CITY ATTORNEY	FT	NON		\$89,769	\$148,119
DEPUTY CITY ATTORNEY	FT	NON		\$77,630	\$128,125
LEGAL ASSISTANT	FT	NON		\$39,580	\$59,370
<b>ECONOMIC DEVELOPMENT</b>					
ECONOMIC DEVELOPMENT DIRECTOR	FT	NON		\$85,586	\$141,182
EXECUTIVE DIRECTOR OF THE DBA	FT	NON		\$49,985	\$74,977
ADMINISTRATIVE ASSISTANT III	FT	NON		\$37,642	\$56,514
<b>CITY CLERK</b>					
CITY CLERK	FT	NON		\$52,535	\$78,854
DEPUTY CITY CLERK	FT	NON		\$37,642	\$56,514
<b>MUNICIPAL COURT</b>					
MUNICIPAL COURT ADMINISTRATOR	FT	NON		\$47,639	\$71,509
COURT CLERK	FT	NON		\$34,173	\$51,311
WARRANT OFFICER	PT	NON		\$16.43	\$24.66
<b>CITY ASSESSOR</b>					
PROPERTY APPRAISER	FT	NON		\$43,252	\$64,878
ASSESSMENT TECHNICIAN	FT	NON		\$35,908	\$53,861
<b>HUMAN RESOURCES</b>					
DIRECTOR OF HUMAN RESOURCES	FT	NON		\$67,021	\$110,579
HUMAN RESOURCES MANAGER	FT	NON		\$47,639	\$71,509
BENEFITS COORDINATOR	FT	NON		\$42,824	\$64,236
<b>TREASURY</b>					
CITY TREASURER	FT	NON		\$52,535	\$78,854
DEPUTY CITY TREASURER	FT	NON		\$35,908	\$53,861
ACCOUNT SPECIALIST	FT	NON		\$34,173	\$51,311
COLLECTIONS CLERK	FT	NON		\$32,541	\$48,863
<b>ACCOUNTING &amp; PURCHASING</b>					
DIRECTOR OF ACCOUNTING & PURCHASING	FT	NON		\$52,535	\$78,854
SENIOR ACCOUNTANT	FT	NON		\$45,394	\$68,143
PAYROLL & BENEFITS COORDINATOR	FT	NON		\$43,252	\$64,878
ACCOUNTING ASSISTANT	FT	NON		\$32,541	\$48,863
<b>INFORMATION SYSTEMS</b>					
DIRECTOR OF INFORMATION SYSTEMS	FT	NON		\$67,021	\$110,579
NETWORK/SYSTEMS ADMINISTRATOR	FT	NON		\$47,639	\$71,509
INFORMATION SYSTEMS TECHNICIAN	FT	NON		\$43,252	\$64,878
<b>FINANCE</b>					
FINANCE & ADMINISTRATIVE SERVICES DIRECTOR	FT	NON		\$89,769	\$148,119
BUDGET ANALYST	FT	NON		\$43,252	\$64,878
<b>CITY HALL MAINTENANCE</b>					
CUSTODIAN II	FT	NON		\$26,829	\$40,294
CUSTODIAN I PART TIME	FT	NON		\$12.26	\$18.39




**2015 SALARY SCHEDULE**

<u>Position Description</u>	<u>Status</u>	<u>Bargaining</u>		<u>Salary Range</u>	
		<u>Unit</u>	<u>MIN</u>	<u>MAX</u>	
<b>POLICE ADMINISTRATION</b>					
POLICE CHIEF	FT	NON	\$89,769	\$148,119	
DEPUTY POLICE CHIEF	FT	NON	\$81,506	\$134,449	
POLICE CAPTAIN	FT	NON	\$73,855	\$121,902	
ADMINISTRATIVE ASSISTANT II PT	PT	NON	\$17.26	\$25.90	
TRANSCRIPTIONIST/PAYROLL PT	PT	NON	\$16.43	\$24.66	
<b>PATROL</b>					
POLICE CAPTAIN	FT	NON	\$73,855	\$121,902	
SERGEANT	FT	BPSA	\$69,109	\$78,064	
BLOODHOUND HANDLER	FT	BPPA	\$45,822	\$67,703	
PATROL OFFICER	FT	BPPA	\$44,322	\$66,203	
COMMUNITY SERVICE/ANIMAL CONTROL OFFICER	FT	NON	\$37,642	\$56,514	
<b>SPECIAL OPERATIONS</b>					
POLICE CAPTAIN	FT	NON	\$73,855	\$121,902	
SERGEANT	FT	BPSA	\$69,109	\$78,064	
DETECTIVE	FT	BPPA	\$45,822	\$67,703	
ROTATING DETECTIVE	FT	BPPA	\$45,822	\$67,703	
DRUG & GANG UNIT	FT	BPPA	\$45,322	\$67,203	
TASK FORCE OFFICER	FT	BPPA	\$45,322	\$67,203	
EVIDENCE CUSTODIAN	FT	NON	\$35,908	\$53,861	
<b>POLICE SUPPORT SERVICES</b>					
COURT OFFICER	FT	BPPA	\$45,822	\$67,703	
<b>FLEET &amp; FACILITY</b>					
VEHICLE MAINTENANCE/ANIMAL CONTROL OFFICER	FT	NON	\$37,642	\$56,514	
<b>RECORDS</b>					
DIRECTOR OF SUPPORT SERVICES	FT	NON	\$49,985	\$74,977	
RECORDS SUPERVISOR	FT	NON	\$45,394	\$68,143	
RECORDS CLERK	FT	NON	\$32,541	\$48,863	
RECORDS CLERK PT	PT	NON	\$15.64	\$23.49	
<b>FIRE ADMINISTRATION</b>					
FIRE CHIEF	FT	NON	\$89,769	\$148,119	
ASSISTANT FIRE CHIEF	FT	NON	\$77,630	\$128,125	
ADMINISTRATIVE ASSISTANT II	FT	NON	\$35,908	\$53,861	
<b>FIRE INSPECTION &amp; PREVENTION</b>					
DEPUTY FIRE CHIEF	FT	NON	\$73,855	\$121,902	
FIRE INSPECTION COORDINATOR	PT	NON	\$19.03	\$28.54	
FIRE INSPECTOR PT	PT	NON	\$18.10	\$27.17	
<b>FIRE FIGHTING &amp; RESCUE</b>					
FIRE CAPTAIN	FT	583	\$71,292	\$71,292	
FIRE MECHANIC MASTER	FT	583	\$71,292	\$71,292	
LIEUTENANT	FT	583	\$67,938	\$67,938	
FIRE MECHANIC	FT	583	\$67,938	\$67,938	
ACTING LIEUTENANT	FT	583	\$62,322	\$62,322	
MOTOR PUMP OPERATOR	FT	583	\$60,320	\$61,542	
DEPUTY FIRE CHIEF	FT	NON	\$73,855	\$121,902	
FIRE FIGHTER	FT	583	\$42,250	\$59,176	




**2015 SALARY SCHEDULE**

<u>Position Description</u>	<u>Status</u>	<u>Bargaining Unit</u>	<u>Salary Range</u>	
			<u>MIN</u>	<u>MAX</u>
<b>PLANNING &amp; BUILDING SERVICES</b>				
COMMUNITY DEVELOPMENT DIRECTOR	FT	NON	\$85,586	\$141,182
DIRECTOR OF PLANNING & BUILDING	FT	NON	\$57,942	\$95,583
LEAD BUILDING OFFICIAL	FT	NON	\$52,535	\$78,854
BUILDING OFFICIAL	FT	NON	\$49,985	\$74,977
PLUMBING INSPECTOR	FT	NON	\$49,985	\$74,977
PLANNER I	FT	NON	\$39,580	\$59,370
ADMINISTRATIVE ASSISTANT I	FT	NON	\$34,173	\$51,311
<b>COMMUNITY &amp; HOUSING SERVICES</b>				
DIRECTOR OF COMMUNITY & HOUSING SERVICES	FT	NON	\$57,942	\$95,583
HOUSING REHAB CONSTRUCTION SPECIALIST	FT	NON	\$47,639	\$71,509
HOUSING REHAB FINANCIAL SPECIALIST	FT	NON	\$43,252	\$64,878
LEAD INSPECTION OFFICIAL	FT	NON	\$39,580	\$59,370
INSPECTION OFFICIAL	FT	NON	\$37,642	\$56,514
ADMINISTRATIVE ASSISTANT I	FT	NON	\$34,173	\$51,311
INSPECTION OFFICIAL PT	PT	NON	\$18.10	\$27.17
<b>ENGINEERING</b>				
PUBLIC WORKS DIRECTOR	FT	NON	\$89,769	\$148,119
CITY ENGINEER	FT	NON	\$81,506	\$134,449
ENGINEER - SPECIALTY	FT	NON	\$57,942	\$95,583
GIS SPECIALIST	FT	NON	\$45,394	\$68,143
ENGINEERING TECHNICIAN	FT	NON	\$39,580	\$59,370
ADMINISTRATIVE ASSISTANT I	FT	NON	\$34,173	\$51,311
<b>DPW OPERATIONS</b>				
DIRECTOR OF OPERATIONS (DPW)	FT	NON	\$70,387	\$116,189
STREETS SUPERVISOR	FT	NON	\$52,535	\$78,854
DPW/FORESTRY OPERATIONS SUPERVISOR	FT	NON	\$52,535	\$78,854
ADMINISTRATIVE ASSISTANT I	FT	NON	\$34,173	\$51,311
CUSTODIAN I - PT	PT	NON	\$12.26	\$18.39
<b>CENTRAL STORES</b>				
PURCHASING/INVENTORY SPECIALIST	FT	NON	\$43,252	\$64,878
<b>STREET/R.O.W. OPERATIONS</b>				
EQUIPMENT OPERATOR	FT	NON	\$35,908	\$53,861
<b>PARKS OPERATION</b>				
DIRECTOR OF PARKS & LEISURE SERVICES	FT	NON	\$63,858	\$105,376
PARKS & CEMETERY SUPERVISOR	FT	NON	\$52,535	\$78,854
MAINTENANCE SPECIALIST	FT	NON	\$37,642	\$56,514
HORTICULTURALIST SPECIALIST	FT	NON	\$37,642	\$56,514
EQUIPMENT OPERATOR	FT	NON	\$35,908	\$53,861
GROUNDS MAINTENANCE OPERATOR	FT	NON	\$32,541	\$48,863
ADMINISTRATIVE ASSISTANT I PT	PT	NON	\$16.32	\$24.42
<b>RECREATION OPERATIONS</b>				
RECREATION SUPERVISOR	FT	NON	\$52,535	\$78,854
RECREATION COORDINATOR	FT	NON	\$47,639	\$71,509
ADMINISTRATIVE ASSISTANT I	FT	NON	\$34,173	\$51,311
<b>GRINNELL SENIOR CENTER</b>				
SENIOR CENTER COORDINATOR	FT	NON	\$39,580	\$59,370



**2015 SALARY SCHEDULE**


<u>Position Description</u>	<u>Status</u>	<u>Bargaining Unit</u>	<u>Salary Range</u>	
			<u>MIN</u>	<u>MAX</u>
<b>EDWARDS PAVILION/ICE ARENA</b>				
MAINTENANCE SPECIALIST	FT	NON	\$37,642	\$56,514
<b>FLEET OPERATION/MAINTENANCE</b>				
FLEET MANAGER	FT	NON	\$52,535	\$78,854
MECHANIC	FT	NON	\$39,580	\$59,370
<b>FLEET OPERATION/MAINTENANCE</b>				
DIRECTOR OF GENERAL SERVICES/RISK MANAGER	FT	NON	\$47,639	\$71,509
<b>GOLF COURSE</b>				
GOLF & HORTICULTURE SUPERVISOR	FT	NON	\$52,535	\$78,854
EQUIPMENT OPERATOR	FT	NON	\$35,908	\$53,861
<b>CEMETERIES</b>				
CEMETERY COORDINATOR	FT	NON	\$39,580	\$59,370
ADMINISTRATIVE ASSISTANT I PT	PT	NON	\$16.43	\$24.66
<b>OPERATIONS WPCF</b>				
DIRECTOR OF WATER RESOURCES	FT	NON	\$67,021	\$110,579
COLLECTION SYSTEM SUPERVISOR	FT	NON	\$52,535	\$78,854
PUBLIC WORKS SUPERVISOR	FT	NON	\$52,535	\$78,854
WASTEWATER OPERATION & MAINTENANCE SUPERVISOR	FT	NON	\$52,535	\$78,854
INSTRUMENTATION & CONTROL TECH	FT	NON	\$39,580	\$59,370
WATER/WASTEWATER OPERATOR	FT	NON	\$37,642	\$56,514
ENVIRONMENTAL TECHNICIAN	FT	NON	\$39,580	\$59,370
CUSTODIAN I	FT	NON	\$25,503	\$38,254
<b>PRETREATMENT WPCF</b>				
ENVIRONMENTAL COORDINATOR	FT	NON	\$55,187	\$82,832
ENVIRONMENTAL TECHNICIAN	FT	NON	\$39,580	\$59,370
ADMINISTRATIVE ASSISTANT I	FT	NON	\$34,173	\$51,311
<b>COLLECTIONS/PUMPING STATION WPCF</b>				
EQUIPMENT OPERATOR	FT	NON	\$35,908	\$53,861
<b>PLANT MAINTENANCE WPCF</b>				
MAINTENANCE SPECIALIST	FT	NON	\$37,642	\$56,514
<b>ENGINEERING WPCF</b>				
ENGINEERING TECHNICIAN	FT	NON	\$39,580	\$59,370
<b>STORM WATER</b>				
ENGINEER - SPECIALTY	FT	NON	\$57,942	\$95,583
<b>AMBULANCE</b>				
DEPUTY FIRE CHIEF	FT	NON	\$73,855	\$121,902
BUSINESS SERVICES COORDINATOR	FT	NON	\$43,252	\$64,878
FIRE FIGHTER	FT	583	\$42,250	\$59,176



**2015 SALARY SCHEDULE**

<u>Position Description</u>	<u>Status</u>	<u>Bargaining</u>		<u>Salary Range</u>	
		<u>Unit</u>		<u>MIN</u>	<u>MAX</u>
<b>TRANSIT DRIVERS</b>					
BUS DRIVER	FT	643		\$38,355	\$46,945
PT BUS DRIVER	PT	643		\$13.00	\$16.60
<b>TRANSIT FLEET</b>					
GENERAL MECHANIC II/BUS DRIVER	FT	643		\$41,995	\$50,357
<b>TRANSIT ADMINISTRATION</b>					
DIRECTOR OF TRANSIT	FT	NON		\$63,858	\$105,376
TRANSIT SUPERVISOR	FT	NON		\$52,535	\$78,854
OFFICE COORDINATOR	FT	643		\$33,467	\$41,683
<b>WATER UTILITY</b>					
WATER UTILITY SUPERVISOR	FT	NON		\$52,535	\$78,854
WATER/WASTEWATER OPERATOR	FT	NON		\$37,642	\$56,514
EQUIPMENT OPERATOR	FT	NON		\$35,908	\$53,861
ADMINISTRATIVE ASSISTANT I	FT	NON		\$34,173	\$51,311
<b>LIBRARY</b>					
LIBRARY DIRECTOR	FT	LIBR		\$72,310	\$104,116
HEAD OF ADULT SERVICES	FT	LIBR		\$50,986	\$73,423
HEAD OF TECHNICAL SERVICES	FT	LIBR		\$50,986	\$73,423
HEAD OF YOUTH SERVICES	FT	LIBR		\$50,986	\$73,423
BUSINESS MANAGER LIBRARY	FT	LIBR		\$48,592	\$69,957
CIRCULATION SERVICES MANAGER	FT	LIBR		\$48,592	\$69,957
IT MANAGER	FT	LIBR		\$48,592	\$69,957
LIBRARIAN	PT	LIBR		\$40,356	\$58,108
ASSOCIATE LIBRARIAN	FT	LIBR		\$34,852	\$50,209
LIBRARY TECHNICIAN	FT	LIBR		\$30,062	\$43,276
CUSTODIAL AIDE	FT	LIBR		\$26,008	\$37,457
ASSOCIATE LIBRARIAN PART TIME	PT	LIBR		\$16.76	\$24.14
LIBRARY TECHNICIAN PT	PT	LIBR		\$14.45	\$20.81
LIBRARY ASSISTANT PT	PT	LIBR		\$13.15	\$18.95
ADMINISTRATIVE SECRETARY PT	PT	LIBR		\$15.21	\$21.90
SENIOR PAGE	PT	LIBR		\$9.38	\$13.51
<b>POLICE GRANTS</b>					
SCHOOL RESOURCE OFFICER	FT	BPPA		\$45,822	\$67,703
PATROL OFFICER	FT	BPPA		\$44,322	\$66,203
SUPPORT SERVICES COORDINATOR	PT	NON		\$19.03	\$28.54





**2015 SALARY SCHEDULE**

<u>Position Description</u>	<u>Status</u>	<u>Bargaining Unit</u>	<u>Salary Range</u>	
			<u>MIN</u>	<u>MAX</u>
<b>BELOIT HOUSING AUTHORITY</b>				
EXECUTIVE DIRECTOR OF BHA	FT	NON	\$60,798	\$100,276
INSPECTION OFFICIAL	FT	NON	\$37,642	\$56,514
HOUSING PROGRAMS MANAGER	FT	NON	\$47,639	\$71,509
ACCOUNTANT	FT	NON	\$43,252	\$64,878
MAINTENANCE SPECIALIST	FT	NON	\$37,642	\$56,514
HOUSING SPECIALIST	FT	NON	\$39,580	\$59,370
PUBLIC HOUSING COORDINATOR	FT	NON	\$39,580	\$59,370
SPECIAL PROGRAMS ADMINISTRATOR	FT	NON	\$39,580	\$59,370
ADMINISTRATIVE ASSISTANT I	FT	NON	\$34,173	\$51,311
<b>MPO TRAFFIC ENGINEERING</b>				
MPO COORDINATOR	FT	NON	\$55,187	\$82,832
<b>SOLID WASTE</b>				
SAFETY & SUSTAINABILITY COORDINATOR	FT	NON	\$55,187	\$82,832
SOLID WASTE COLLECTOR	FT	NON	\$35,908	\$53,861